

Clinical Practice Variation in the Management of *Staphylococcus aureus* Bacteremia: Results from an Emerging Infections Network Survey

Luke Strnad, MD¹; Susan E. Beekmann, RN, MPH²; Henry F. Chambers, MD³; Philip Polgreen, MD²; Catherine Liu, MD^{4,5}

1: Division of Infectious Diseases, Oregon Health and Sciences University, Portland, USA, 2: Emerging Infections Network and The University of Iowa Carver College of Medicine, Iowa City, USA, 3: Division of Infectious Diseases, San Francisco General Hospital, University of California, San Francisco, San Francisco, USA 4: Vaccine and Infectious Disease Division, Fred Hutchinson Cancer Research Center, Seattle, USA, 5: Division of Allergy and Infectious Diseases, University of Washington, Seattle, USA

Background

- Staphylococcus aureus bacteremia (SAB) is associated with high morbidity, mortality, and healthcare costs.¹⁻²
- Infectious disease (ID) consultation for SAB has been associated with significant improvement in patient outcomes and mortality.³⁻⁴
- However, as highlighted by recent posts on the Emerging Infections Network (EIN) listserv, there exists substantial practice variation among ID providers in the management of certain aspects of this condition.
- The EIN is a national network, funded by the Centers for Disease Control (CDC), of infectious diseases physicians in the United States and Canada who are members of the IDSA and active in clinical practice.⁵
- To assess provider opinion and practice habits in the management of SAB, we developed a vignette based survey administered through the EIN.

Methods

- Design:** Prospective electronic survey using case vignettes
- Survey format:** 11 question survey using clinical vignettes and multiple choice answers targeting areas in the management of SAB where data are limited or controversial
- The survey was developed by the study authors with beta-testing by fellows and faculty at five academic institutions (UCSF, Fred Hutch, UW, OHSU, UI).
- The web-based survey was then distributed to all members of the EIN with an adult ID practice.
- Study period:** The survey was open between January 5, 2017 and January 30, 2017.
- All data analysis was performed by the study authors.



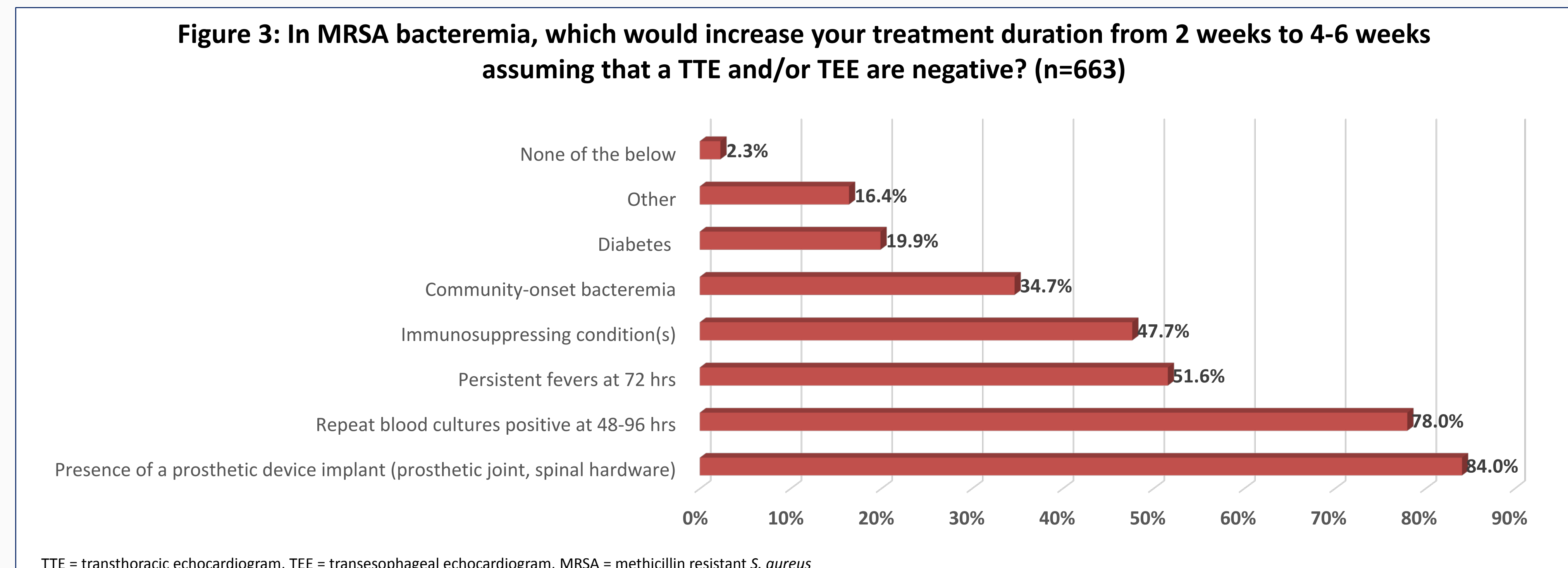
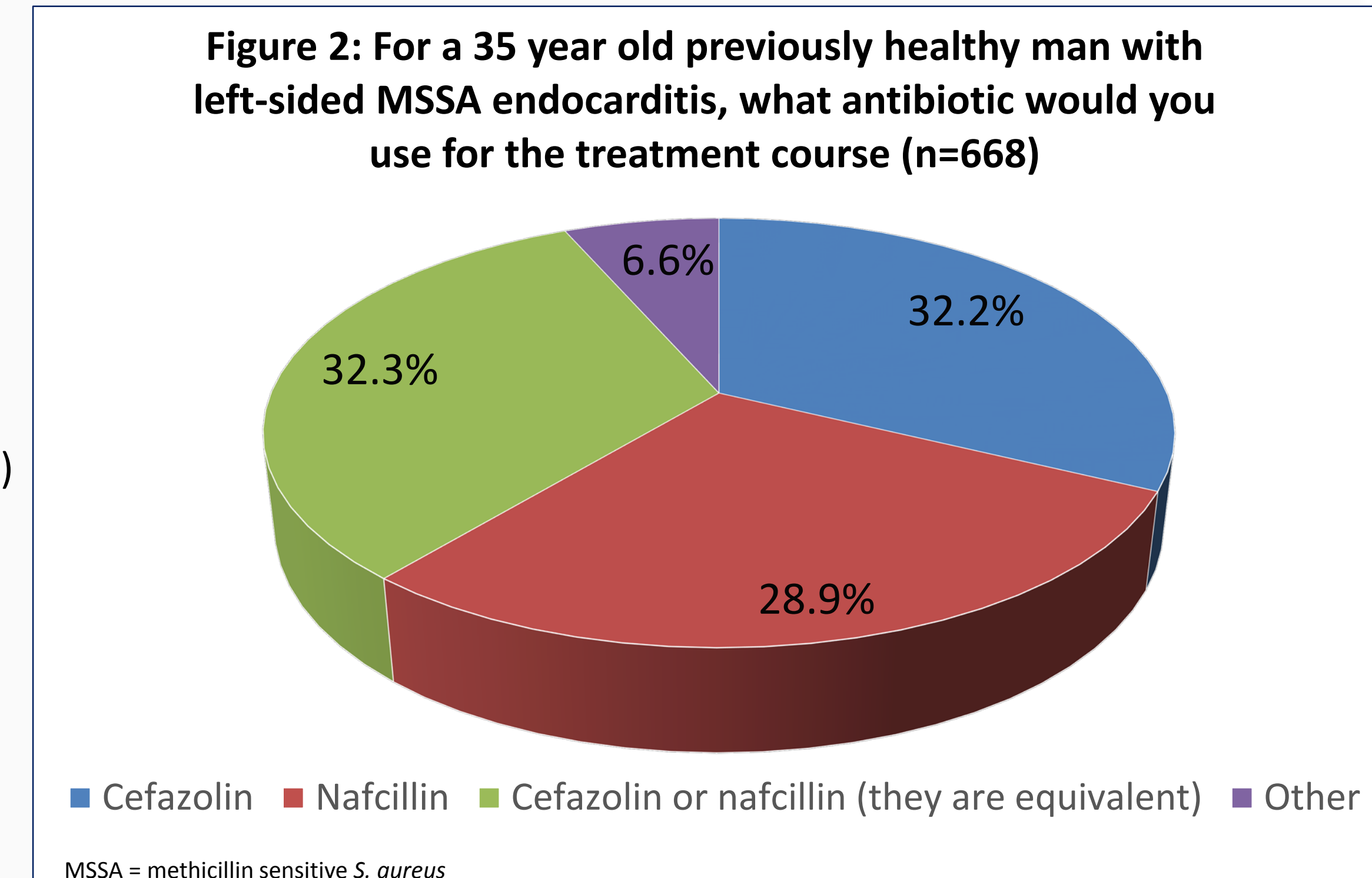
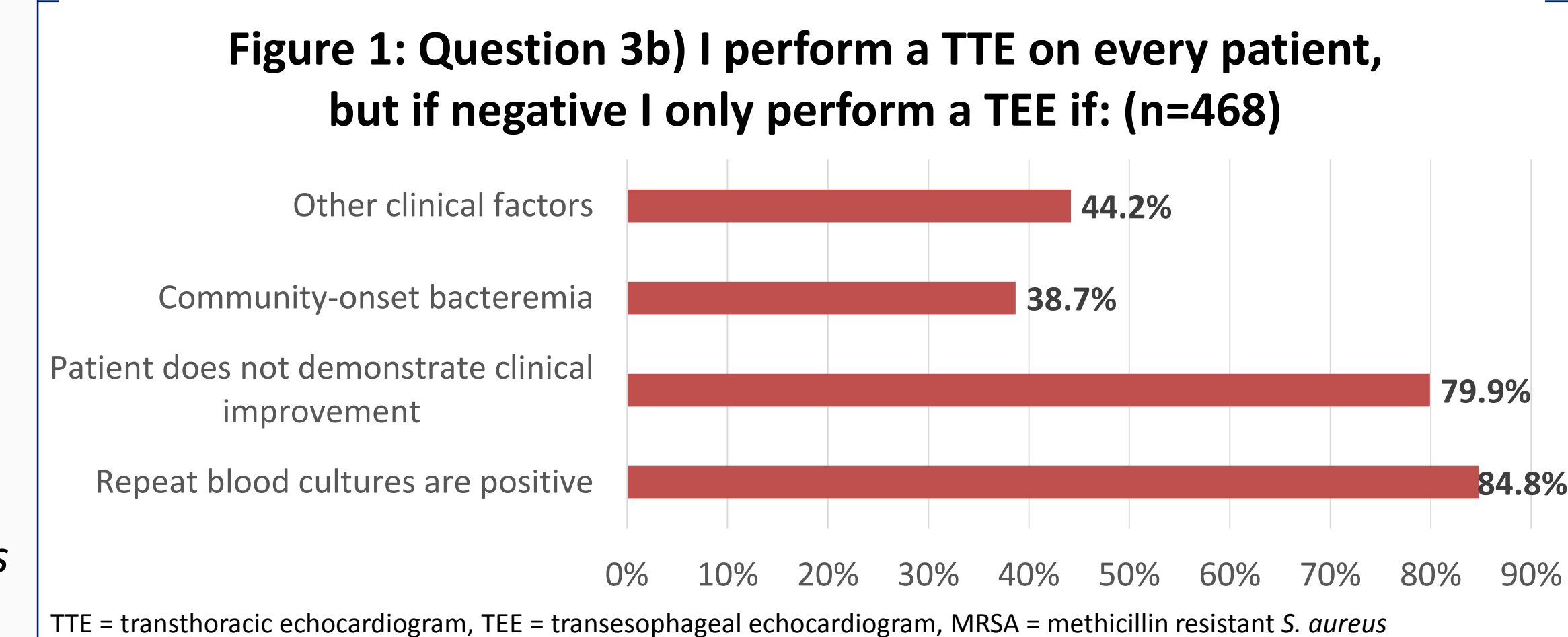
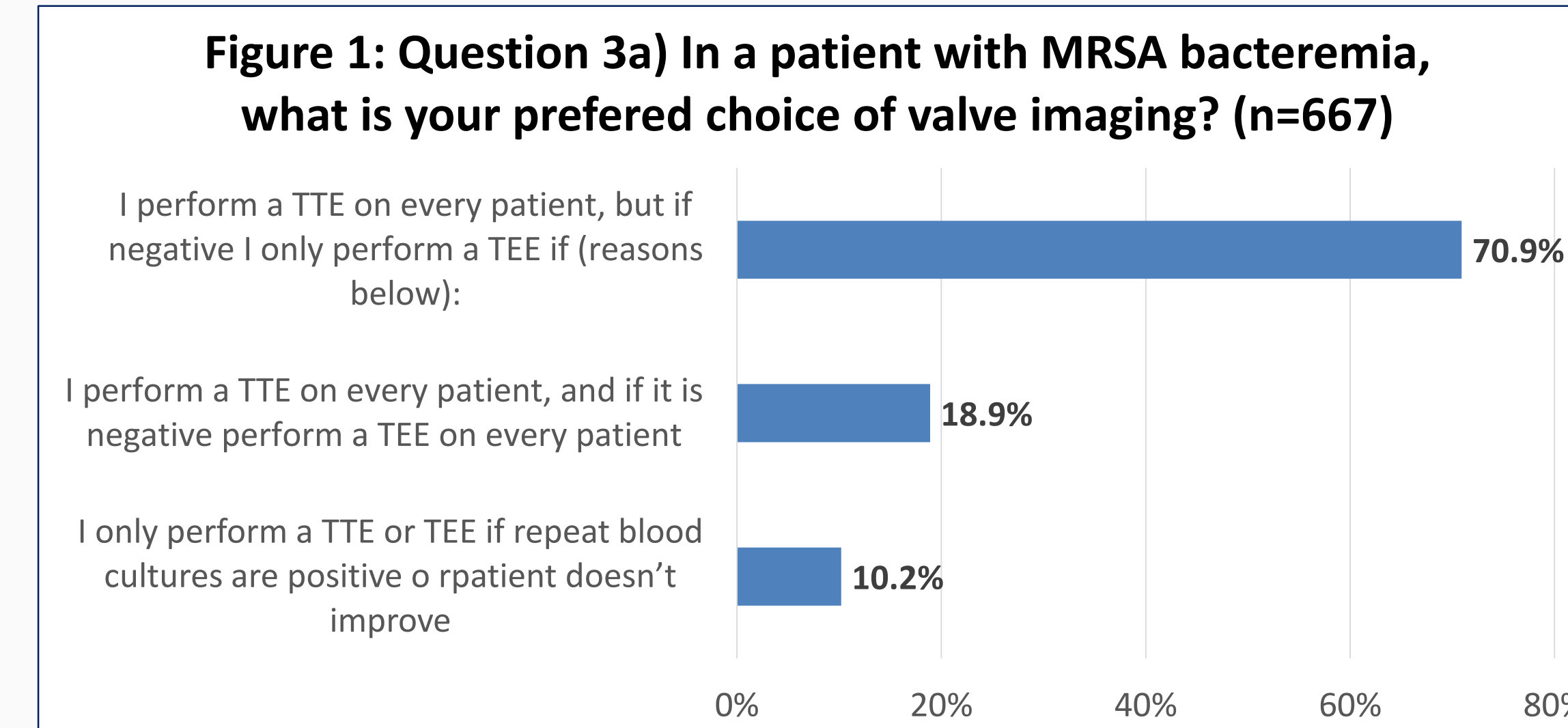
Results

- Of 1,286 EIN physician members with an adult ID practice, **723 (56%)** responded to this survey.
- Respondents were varied in their practice experience:

Clinical experience since ID fellowship		Primary hospital type for inpatient work	
≤ 5 years	146 (20.2%)	Community	215 (29.7%)
5-14 years	228 (31.5%)	Non-university teaching	171 (23.7%)
15-24 years	129 (17.8%)	University	260 (36.0%)
≥ 25 years	220 (30.4%)	VA hospital	50 (7.0%)
		City/county	27 (4.0%)
- 54 (7%) answered they did not manage patients with SAB and were thus excluded from the analysis.
- Consensus in management by > 2/3 of respondents:
 - Treatment of SAB due to a skin and soft tissue source with 2 weeks of intravenous (IV) antibiotics
 - Treatment of any single positive blood culture for *S. aureus* as a true pathogen rather than a contaminant

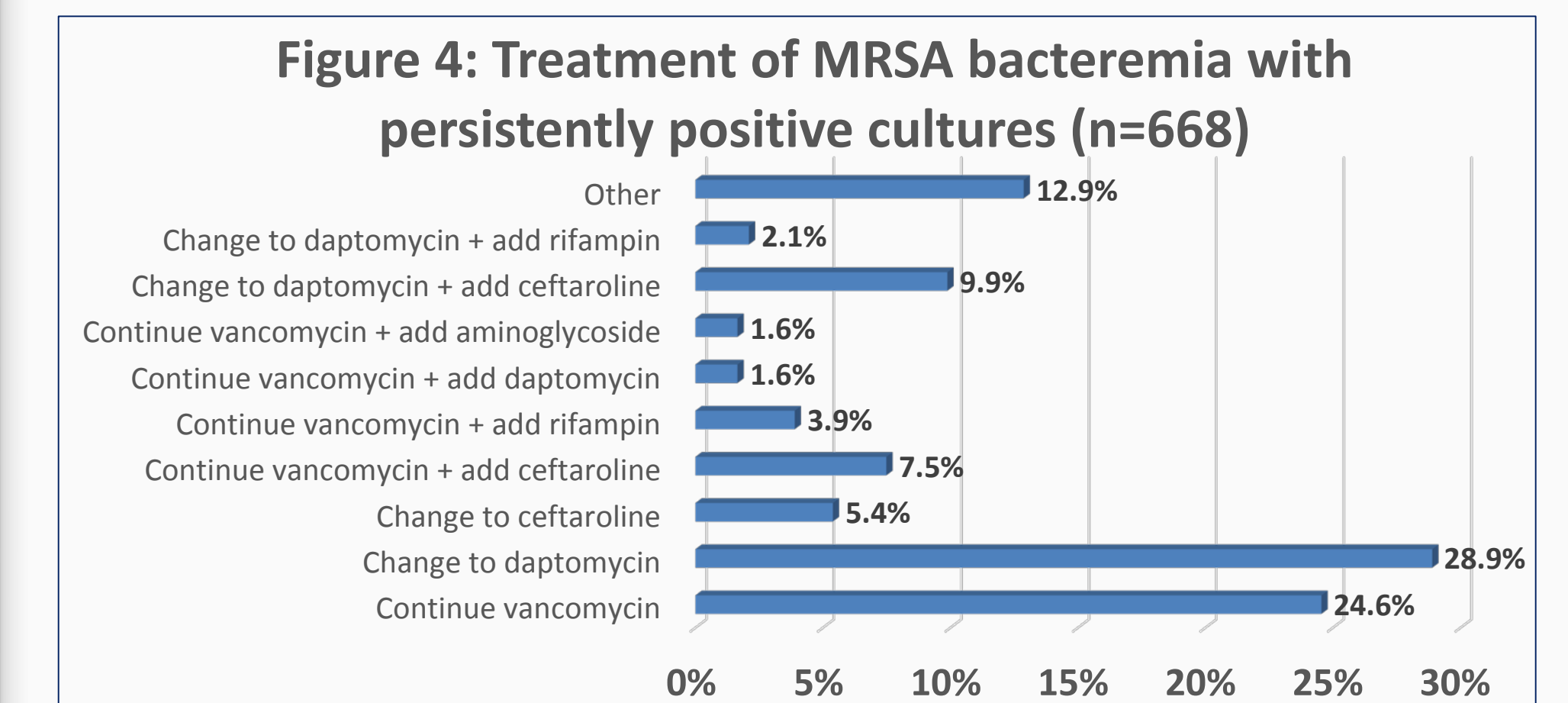
- Heterogenous practice patterns were identified for:
 - Daptomycin dosing (Table 1)
 - Isolates with a vancomycin MIC of 2 (Table 2)
 - Use of TEE (Figure 1)
 - Use of nafcillin versus cefazolin (Figure 2)
 - Criteria for extended treatment duration (Figure 3)
 - Treatment of persistent MRSA bacteremia (Figure 4)
 - Routine diagnostic evaluation of SAB (data not shown)
 - SAB in setting of deep venous thrombosis (data not shown)

6 mg/kg IV Q24hrs	38.2%
8 mg/kg IV Q24hrs	42.6%
10 mg/kg IV Q24hrs	15.9%
12 mg/kg IV Q24hrs	1.2%
Other	2.1%



Results Continued

Treat with vancomycin as long as patient demonstrates clinical and microbiologic response	50.5%
Treat with daptomycin	37.3%
Treat with ceftaroline	4.4%
Treat with daptomycin or ceftaroline	3.2%
Treat with linezolid	0.8%
Other	4.0%



Discussion

- SAB is a severe disease commonly encountered by ID providers, but this survey highlights the significant practice variability for this condition amongst survey respondents who represent a wide breadth of ID practitioners in North America.
- One interesting finding of the survey is that practice variation was equally present for scenarios for which there are some data and expert consensus and situations where there are not.
- There is also a minority but notable divergence from traditional ID dogma in areas such as the use of oral antibiotics for SAB, repeat blood cultures to document SAB clearance, and TTE in all cases of SAB.
- Qualitative comments are currently under analysis.

Conclusion

- Although there are some areas of consensus, there is significant variability in clinical management of common SAB scenarios.
- This variability highlights both the disease complexity and the need for ongoing research in this domain.
- Clinical practice guidelines will likely be of significant importance for this common and morbid condition in which the appropriate management of many common scenarios is unclear.

References

- Yahav et al. Eur J Clin Microbiol Infect Dis. 2016; 35(5):785-90
- Thampi et al. Am J Infect Control. 2015; 43(7):739-44
- Vogel et al. J Infect. 2016; 72(1):19-28
- Bai et al. Clin Infect Dis. 2015; 60(10):1451-61
- Pillai SK, Beekmann SE, Santibanez S, Polgreen PM. Clin Infect Dis. 2014; 58:991-6.